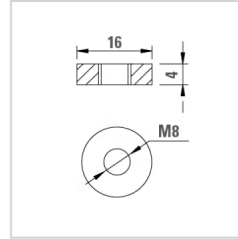
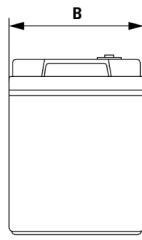
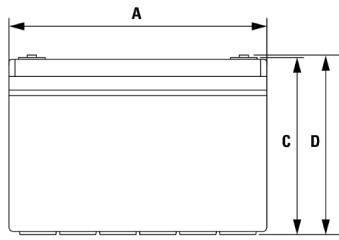


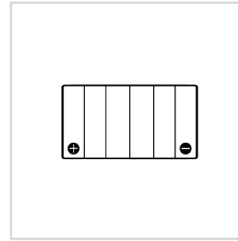


AGM Deep Cycle Cyclic Battery

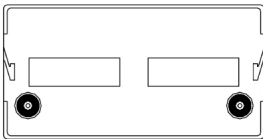
Discover[®] VRLA AGM Deep Cycle batteries deliver deep-cycle and cyclic discharging for a general range of stationary applications such as backup power, solar, and renewable energy storage. The batteries are maintenance-free, safe, easy to use and a start to reducing energy cost and grid dependence.



TERMINAL



LAYOUT



BENEFITS

ENHANCED RUNTIME

- High energy density
- Consistent voltage performance

EXTENDED SERVICE LIFE

- Low self-discharge rates prolongs shelf life
- 99% gas recombination extends life
- Long life superior to general purpose batteries

EXTREME TEMPERATURES

- Wide ambient operating temperature
- Low temperature operation superior to FLA / Gel batteries

RELIABLE AND SAFE

- Valve Regulated Lead-Acid, AGM
- Maintenance-free, nonspillable, no-gassing
- Flame retardant (UL94:V0) ABS case and cover available

CERTIFIED QUALITY

Discover[®] manufacturing facilities are fully certified to ISO 9001/14001 and OSHA 18001 standards.

Designed in accordance with and published in compliance with applicable standards, including:

- IEC 60896-21/22
- BS EN 60254-1:2005
- UL, CE Health Safety Certified

SHIPPING CLASSIFICATION

- Classified as a nonspillable battery
- Without restriction for transport by Sea (IMDG amendment 27)
- Without restriction for transport by Air (IATA/ICAO provision 67)
- Without restriction for transport by Ground (STB, DOT-CFR-HMR49)



MECHANICAL SPECIFICATIONS

Length A (in/mm)	13.4	341
Width B (in/mm)	6.8	173
Height C (in/mm)	11.1	283
Total Height D (in/mm)	11.3	288
Weight (lbs/kgs)	90	41
Terminal *	F12M8	
Technology	AGM, VRLA	

NOTE 1: Dimensions have a ±2 mm (0.08 in) tolerance. Weights may vary.

NOTE 2: Refer to [terminal guide](#) on website for torque values.

ELECTRICAL SPECIFICATIONS

Voltage (V)	12
Internal Resistance (mΩ)	5
Short Circuit (A) (20°C / 68°F)	2400
Self-Discharge (20°C / 68°F)	2-3% per month
Charge Temperature	Min: -10°C (14°F) Max: 50°C (122°F)
Discharge Temperature	Min: -40°C (-40°F) Max: 50°C (122°F)
Storage Temperature	-20°C (-4°F) to 60°C (140°F)

NOTE 3: Extra considerations must be given when designing systems for use at maximum temperatures.

NOTE 4: Internal Resistance is approximate.

PERFORMANCE SPECIFICATIONS


Amp Hours (AH)			
1 HR	5 HR	10 HR	20 HR
92	120	135	140

15MIN @ 1.67VPC; 1HR @ 1.60VPC, 5HR @ 1.75VPC; 10 HR @ 1.80VPC; 20 HR @ 1.80VPC. All at 30°C/86°F

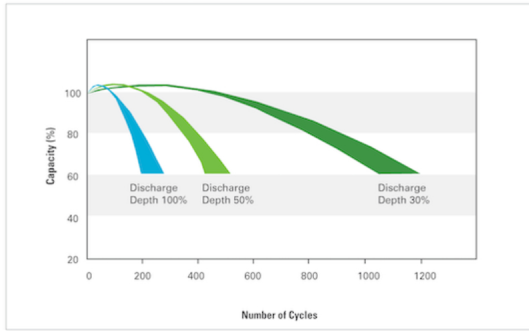
Discharge Constant Current (Amperes) @ 25°C / 77°F									
VPC/Time	5 MIN	10 MIN	15 MIN	30 MIN	1 HR	3 HR	5 HR	10 HR	20 HR
1.60 VPC	440.00	310.00	245.00	152.00	92.00	39.50	25.30	13.90	7.20
1.65 VPC	423.00	297.00	236.00	147.00	89.00	38.60	25.00	13.90	7.20
1.70 VPC	404.00	283.00	226.00	142.00	85.50	37.50	24.60	13.80	7.15
1.75 VPC	383.00	267.00	216.00	136.00	82.00	36.40	24.20	13.70	7.10
1.80 VPC	361.00	249.00	205.00	129.00	78.00	35.20	23.70	13.50	7.00

Discharge Constant Power (Watts) @ 25°C / 77°F									
------------------------------------------------	--	--	--	--	--	--	--	--	--

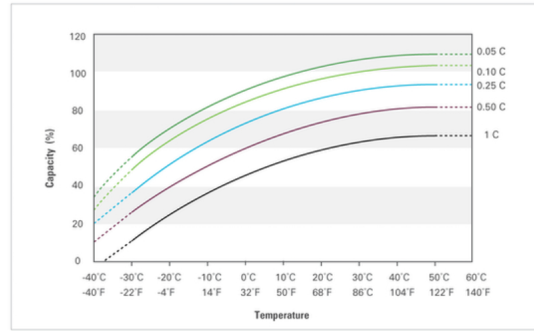
VPC/Time	5 MIN	10 MIN	15 MIN	30 MIN	45 MIN	1 HR	2 HR	3 HR	5 HR
1.60 VPC	760.00	550.00	480.00	285.00	217.00	175.00	103.00	72.00	51.00
1.65 VPC	730.00	525.00	460.00	273.00	209.00	170.00	100.00	70.50	50.20
1.70 VPC	697.00	498.00	439.00	259.00	200.00	164.00	96.50	68.80	49.30
1.75 VPC	660.00	468.00	417.00	245.00	191.00	158.00	93.00	67.00	48.30
1.80 VPC	620.00	435.00	393.00	230.00	181.00	151.00	89.00	65.00	47.10



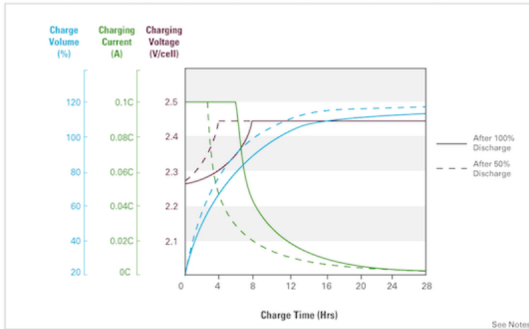
Cycle Life Characteristics



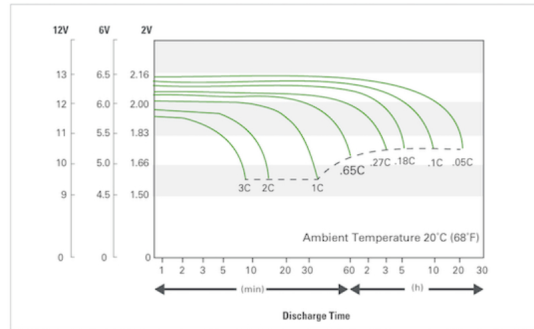
Temperature Effects on Capacity



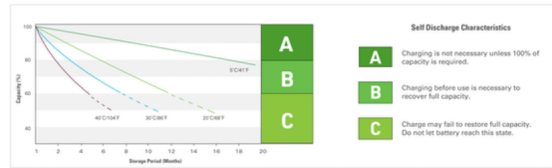
Charge Characteristics



Discharge Characteristics



Self-Discharge Characteristics



NOTES

1Due to self-discharge characteristics of lead acid battery technologies, batteries should be charged within 6 months of storage to ensure optimum performance, prevent sulphation and permanent capacity loss.

2Charge profile recommendations correspond to battery voltages at 25°C (77°F). For temperatures below, adjust +5mVPC/°C (+3mVPC/°F). Temperatures above, adjust -5mVPC/°C (-3mVPC/°F). Temperature compensated charging helps ensure optimum battery runtime and life performance.

3Charge until battery voltage reaches 2.45VPC and hold until current tapers down to 0.01C20 amps. Battery is fully charged under these conditions and charger should be disconnected or switched to "float" voltage. For standby / float use, a constant charge voltage of 2.25-2.30VPC is also acceptable. Hold until the battery seeks its own current level and maintain itself in a fully charged condition.

Discover® reserves the right to make adjustments to this publication at any time, without notice or obligation. Data in this publication are for reference use only and models may vary from shown. It is the responsibility of the reader of this information to verify any and all information presented herein. For more information contact us at info@discoverbattery.com